

Groundhog Day Patterns

Instructions for printing and assembly:

Print 2-3 for color or 4-5 for black and white of these groundhog patterns worksheets.

For more instructions view the accompanying blog post at www.beautyinordinarythings.com

Clipart & Fonts by:



[https://
www.teacher
spayteachers.
com/Store/
Littlered](https://www.teacherspayteachers.com/Store/Littlered)













[http://www.teacherspayteachers.com/
Store/Kimberly-Geswein-Fonts](http://www.teacherspayteachers.com/Store/Kimberly-Geswein-Fonts)

This printable is for home and classroom use only and is not to be sold, reproduced or altered. Please share by linking to the original post.

© 2020 [beautyinordinarythings.com](http://www.beautyinordinarythings.com)










Groundhog Patterns

Cut and paste which one comes next.














Groundhog Patterns

Cut and paste which one comes next.



Groundhog Patterns

Cut and paste which one comes next.



Groundhog Patterns

Cut and paste which one comes next.

