


# Halloween Cut & Paste Shape Sort

Instructions:

Cut, sort and paste the monster shapes.

For more instructions on use and assembly, view the accompanying blog post at [www.beautyinordinarythings.com](http://www.beautyinordinarythings.com)

Clipart by:



This printable is for home and classroom use only and is not to be sold, reproduced or altered. Please share by linking to the original post.

© 2020 [beautyinordinarythings.com](http://beautyinordinarythings.com)

# SORTING by *type of shape*

Cut out and sort the shapes.



heart



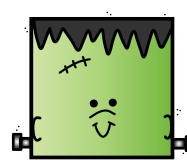
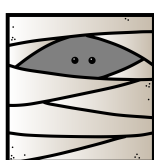





square



circle




triangle



# SORTING by *type of shape*

Cut out and sort the shapes.



star






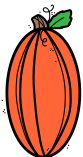
oval



rectangle



diamond



# SORTING by *type of shape*

Cut out and sort the shapes.



pentagon

hexagon

octagon

heptagon

