

Flower Counting Mats

Instructions for printing and assembly:

Print all pages of the flower counting mats (2-11) . These work best printed on card stock and will last longer laminated.

For more instructions on how to use, view the accompanying blog post at <https://beautyinordinarythings.com/2020/08/11/getting-ready-for-school/>

Clipart & Fonts by:

[https://
www.teacherspaytea
chers.com/Store/
Krista-Wallden-
Creative-Clips](https://www.teacherspayteachers.com/Store/Krista-Wallden-Creative-Clips)




[http://www.teacherspayteachers.com/Store/Kimberly-
Geswein-Fonts](http://www.teacherspayteachers.com/Store/Kimberly-Geswein-Fonts)


This printable is for home and classroom use only and is not to be sold, reproduced or altered. Please share by linking to the original post.

© 2020 beautyinordinarythings.com


1




2




3




4


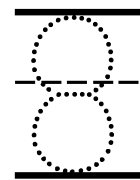

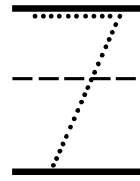


5




6





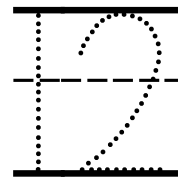


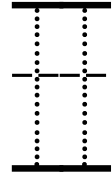




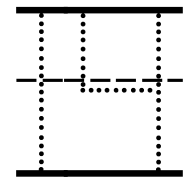


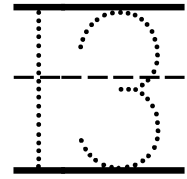

9




10











15



16

