

# Space Patterns

Instructions for printing and assembly:

Print 2-4. For more instructions view the accompanying blog post at [www.beautyinordinarythings.com](http://www.beautyinordinarythings.com)

Clipart & Fonts by:

[https://  
www.teacherspayteachers.co  
m/Store/Digitalartsi](https://www.teacherspayteachers.com/Store/Digitalartsi)



[https://  
www.teacherspaytea  
chers.com/Store/  
Hidesys-Clipart](https://www.teacherspayteachers.com/Store/Hidesys-Clipart)










[http://www.teacherspayteachers.com/  
Store/Kimberly-Geswein-Fonts](http://www.teacherspayteachers.com/Store/Kimberly-Geswein-Fonts)

This printable is for home and classroom use only and is not to be sold, reproduced or altered. Please share by linking to the original post.

© 2021 [beautyinordinarythings.com](http://www.beautyinordinarythings.com)









# Space Patterns

Cut and paste which one comes next.



# Space Patterns

Cut and paste which one comes next.



# Space Patterns

